



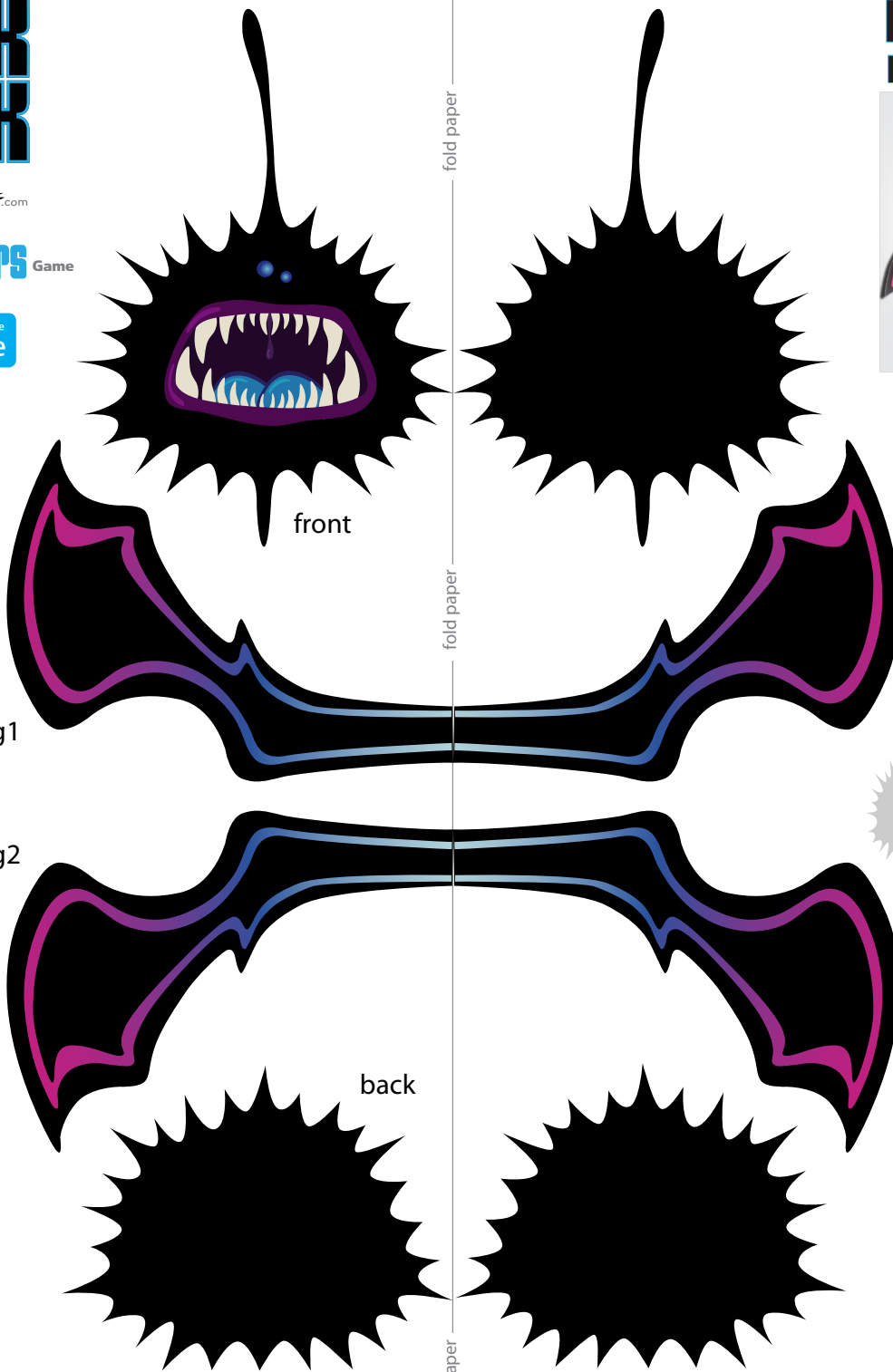
by CASTLEFORTE.com

A WACK APPS Game
wackapps.com



Wack in the Box & its associated characters, WackApps, NPT & NicePaperToys are © 2010 Brian Castleforte/Castleforte Group Inc.

BLAT PAPERTOY



wing1

wing2

front

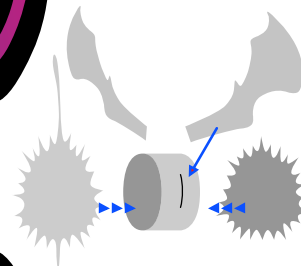
back

mid section


fold paper

fold paper

fold paper



1. fold paper in half and glue the back of the graphics together
2. cut out blat parts
3. create cylinder and glue together for mid section
4. cut small opening on both sides of the mid section to insert wings
5. glue face and back of blat to the mid section



A special Wack in the Box papertoy by Castleforte ©2010 - castleforte.com
Template designed by Mike Damien.

For more info about Wack in the Box on the Iphone, Ipad & Ipod Touch,
visit WackApps.com • Follow WackApps at:
facebook.com/wackapps & twitter.com/castleforte
Enter the world of papertoys by joining
NicePaperToys.com, the Paper Toy Network



twitter.com/castleforte
facebook.com/wackapps

