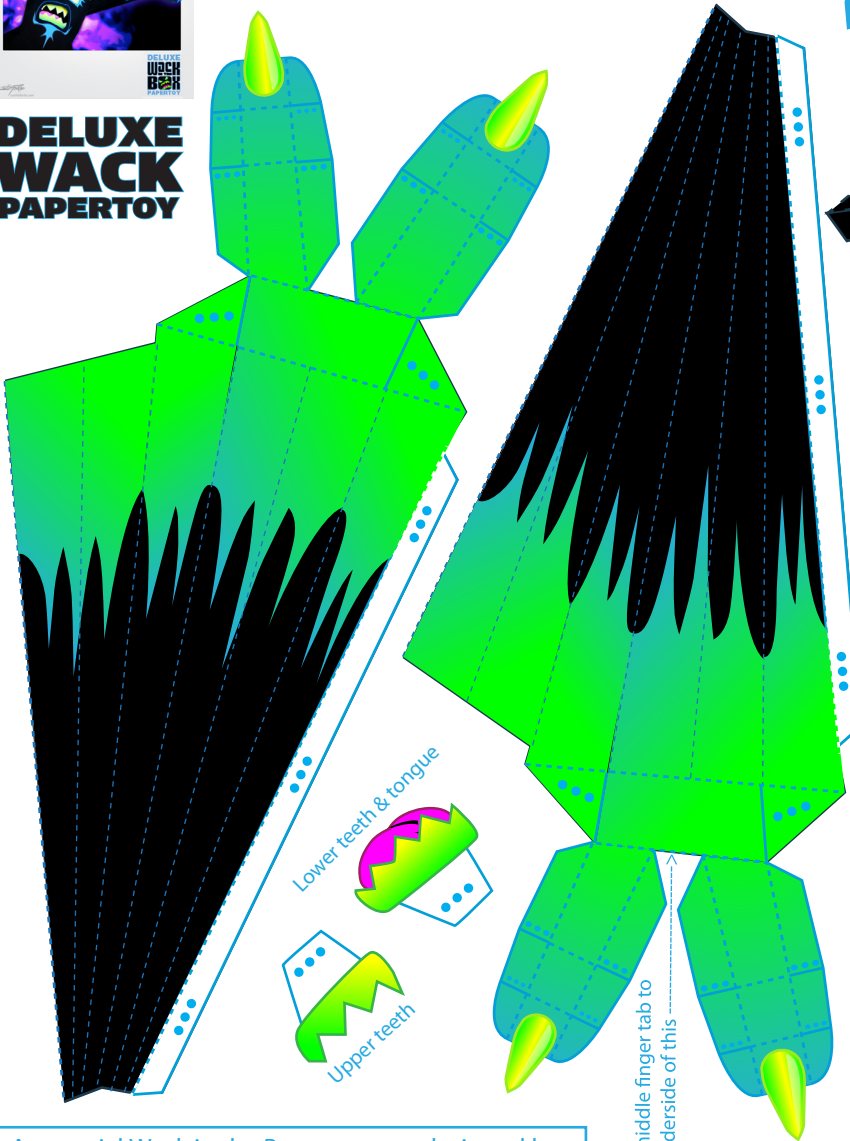




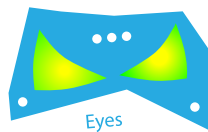
DELUXE WACK PAPERTOY

- 1) Score all FOLD lines
- 2) Cut out all parts
- 3) Fold all FOLD lines
- 4) Glue parts together

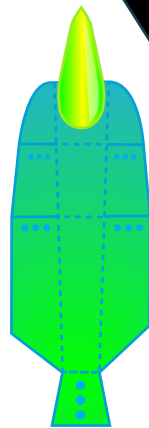
CUT	
FOLD	
GLUE	




Glue middle finger tab to the underside of this




Eyes



Middle finger



Middle finger


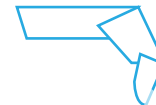


Ears



Pinch flat and slide into the arm slit in the side of the body

Side view of finger when folded



An special Wack in the Box papertoy, designed by Castleforte ©2010 - castleforte.com - For more info about Wack in the Box on the Iphone, Ipad & Ipod Touch, visit WackApps.com - Follow WackApps at facebook.com/wackapps & twitter.com/castleforte Enter the world of papertoys by joining NicePaperToys.com, the Paper Toy Network



twitter.com/castleforte facebook.com/wackapps



by CASTLEFORTE.com

A WACK APPS Game wackapps.com